



















# ROTOGRAVURE PRINTING

SWED/CUT®		WEAR RESISTANCE	PRINTING QUALITY	CORROSION RESISTANCE
	H7			YES
	MICROKOTE® G			YES
	M-FLEX® II			NO
	M-FLEX® I			NO

SWED/CUT® SPECIAL PRODUCTS		WEAR RESISTANCE	PRINTING QUALITY	CORROSION RESISTANCE
	MICROKOTE® X			YES
	MICROKOTE® II			YES

## EDGE SELECTION GUIDE

### LAMELLA EDGE



We recommend this edge in gravure printing due to its great wiping abilities which provides excellent printing results.

### BEVEL EDGE



An alternative for rotogravure printing due to its combination of printing performance and long lifetime.

### RADIUS EDGE



In rotogravure printing this edge is not commonly used but all our doctor blades are available in radius edge.